



Lighthouse

FAMILY RETREAT

Fundraising Guide

2025 Fundraising Guide

Hi there!

Fundraising is an exciting opportunity to invite others to join you in this mission to strengthen families living through childhood cancer and families who have lost a child to childhood cancer with Lighthouse Family Retreat.

First things first- Pray: Ask God to guide you as you begin to invite people into your Lighthouse Story.

This guide will address questions that may arise along the journey. Anything from setting up your fundraising page to ideas on how to engage your community. Thanks in advance for your fundraising efforts.

Gratefully,

- The Lighthouse Team



2025 Fundraising Guide

TABLE OF CONTENTS

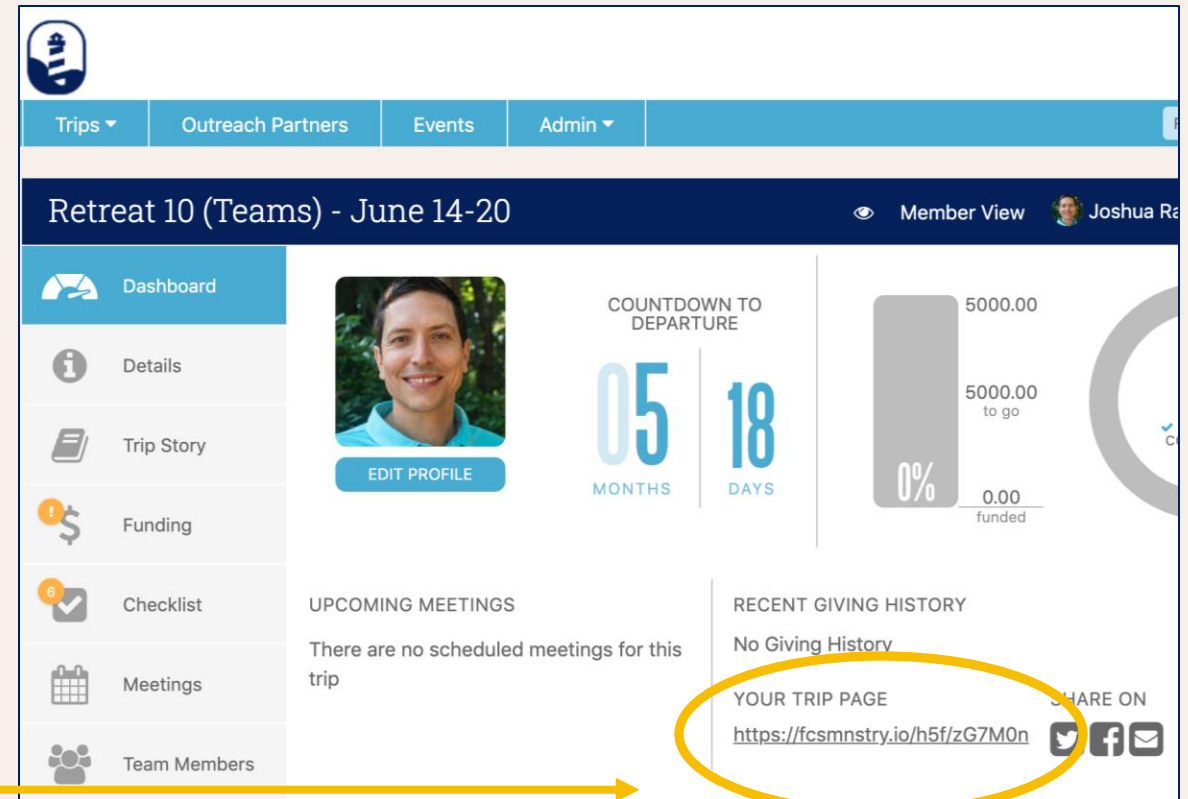
1. [Where is the link to my fundraising page?](#)
2. [How do I customize my fundraising page?](#)
3. [How do we pay the non-refundable \\$250 deposit?](#)
4. [How much am I supposed to raise?](#)
5. [Where can I see how much I've raised so far?](#)
6. [Can I accept donations made by check?](#)
7. [Fundraising Ideas](#)
 - a) [Fundraising Ideas Continued](#)
 - b) [Fundraising Ideas Continued](#)
8. [Holiday Specific Fundraising Ideas](#)
9. [Sample Fundraising Letter](#)
10. [Can I make an Instagram/Facebook fundraiser for my retreat?](#)
11. [Can I raise more than my goal?](#)
12. [What if I am falling short of my fundraising minimums?](#)
13. [How do I see who has contributed to my retreat?](#)
14. [Connect with us](#)



1. Where is the Link to my Fundraising Page?

The family member who registered your family to serve with Lighthouse is most likely the designated 'fundraiser'. Here's how to find the link to their fundraising page:

- The family member who registered your family should [log in to their GoMethod account](#) and locate the link listed on their dashboard under "Your trip page". This is your fundraising page.
- This is the link you can send via email or share on your social media for others to donate towards your retreat.
- If more than one member of your family/group needs their own fundraising page, please let us know.



The screenshot shows a user's dashboard for a retreat team. The top navigation bar includes 'Trips', 'Outreach Partners', 'Events', and 'Admin'. The main header displays 'Retreat 10 (Teams) - June 14-20' and 'Member View' with a user profile picture. The dashboard is divided into several sections: a left sidebar with 'Dashboard', 'Details', 'Trip Story', 'Funding', 'Checklist', 'Meetings', and 'Team Members'; a central profile section with a photo and 'EDIT PROFILE' button; a 'COUNTDOWN TO DEPARTURE' section showing '05 MONTHS' and '18 DAYS'; a funding progress bar showing '0%' funded of a '5000.00 to go' goal; an 'UPCOMING MEETINGS' section with the message 'There are no scheduled meetings for this trip'; and a 'RECENT GIVING HISTORY' section with 'No Giving History'. A yellow circle highlights the 'YOUR TRIP PAGE' section, which contains the URL <https://fcsmnstry.io/h5f/zG7M0n> and social media share icons. A yellow arrow points from the text in the first bullet point to this URL.

[Log in to my GoMethod account](#)



2. How Do We Customize Our Fundraising Page?

We encourage you to add a personal message on your fundraising page, here are a few things to think through when deciding what to say-

Prepare your story- What motivates you to serve with Lighthouse? Answer this and you are ready to invite others to partner with you.

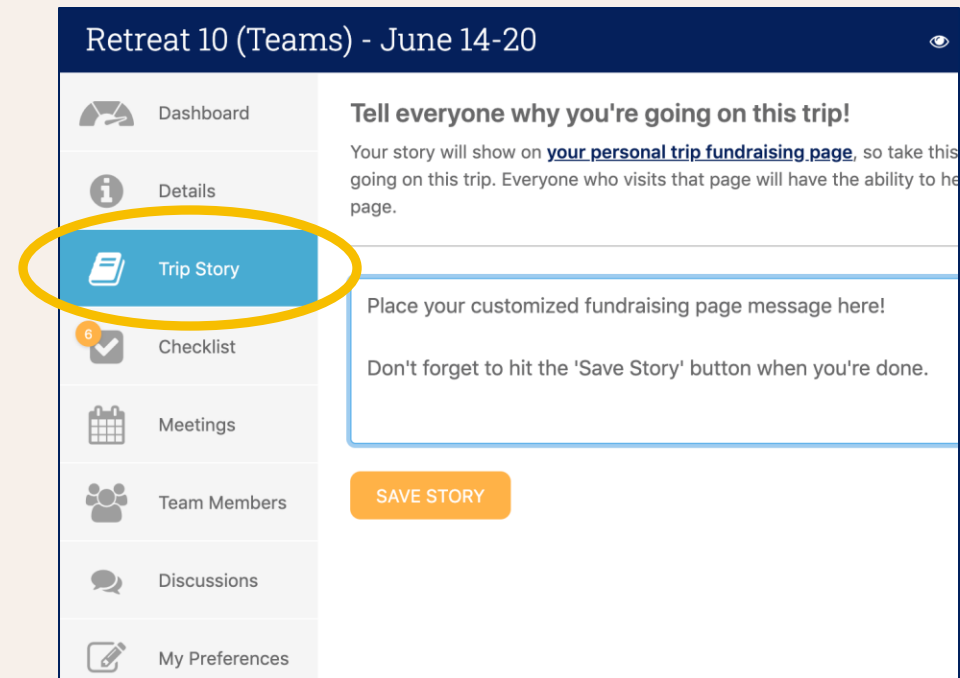
Share the impact- Include a few of the many ways you will be strengthening families on retreat such as:

- Providing time on retreat each day for parents to connect with other parents going through this difficult journey (We call it Common Ground)
- Providing time each day for children on treatment and their siblings to have fun and just be kids with other kids their age (We call it Flip Flop)

How to add your story:

- The family member who has the fundraising page should log into GoMethod
- Click on the 'Trip Story' button on the left side menu
- Add your message and click the 'Save Story' button

[Log in to my GoMethod account](#)



Retreat 10 (Teams) - June 14-20

Dashboard

Details

Trip Story

Checklist

Meetings

Team Members

Discussions

My Preferences

Tell everyone why you're going on this trip!

Your story will show on [your personal trip fundraising page](#), so take this going on this trip. Everyone who visits that page will have the ability to h page.

Place your customized fundraising page message here!

Don't forget to hit the 'Save Story' button when you're done.

SAVE STORY



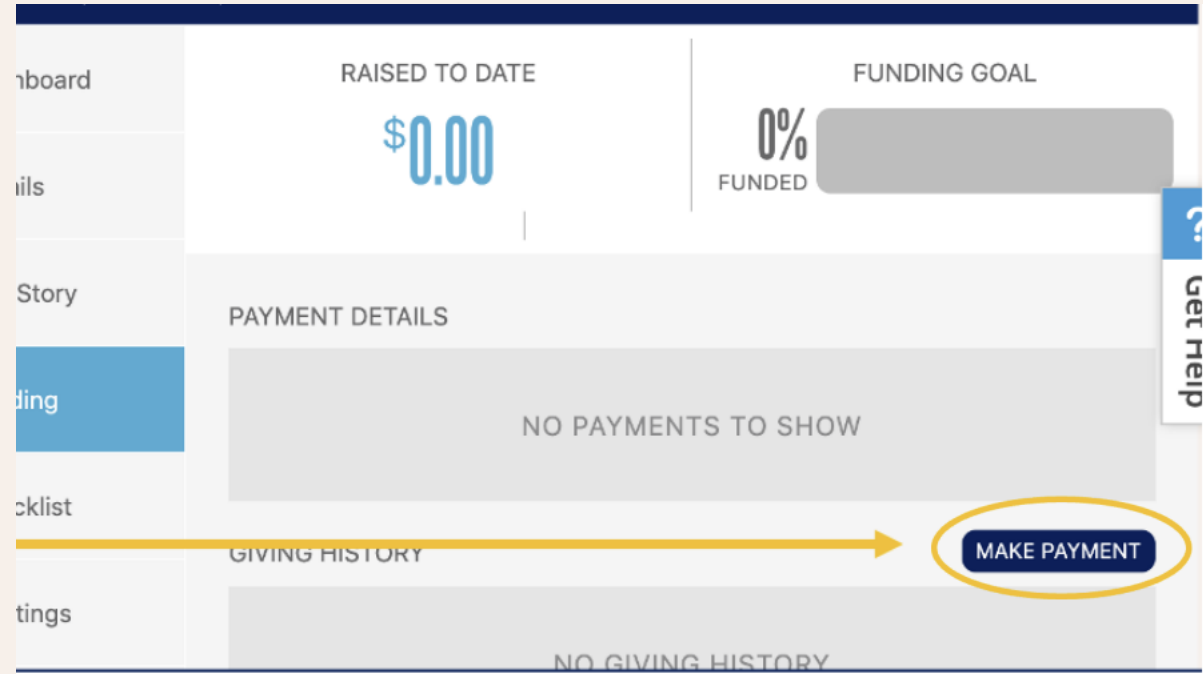
3. How Do We Pay the non-refundable \$250 Deposit for Our Family?

Each volunteer family is responsible for a **non-refundable \$250 deposit which is due within two weeks of acceptance onto retreat.**

The full balance of this deposit does contribute to your family's overall fundraising and secures your spot on retreat.

To pay your family's deposit, please make a gift of \$250 to your family's fundraising page. You can pay using credit card or ACH debit from a bank account.

- If you prefer to pay your deposit by check, please make it out to 'Lighthouse Family Retreat' and mail it to: Lighthouse Family Retreat, Inc., P.O. Box 117823, Atlanta, GA 30303-3456. Please include your retreat number, family name, and 'deposit' on the memo line.



PLEASE NOTE THE DEPOSIT IS NON-REFUNDABLE



4. How Much is Our Family Supposed to Raise?

The following describes the minimums required to attend and goals we ask you to aim for:

FUNDRAISING MINIMUMS:

These are the minimum amounts that must be raised or personally provided in order to attend the retreat:

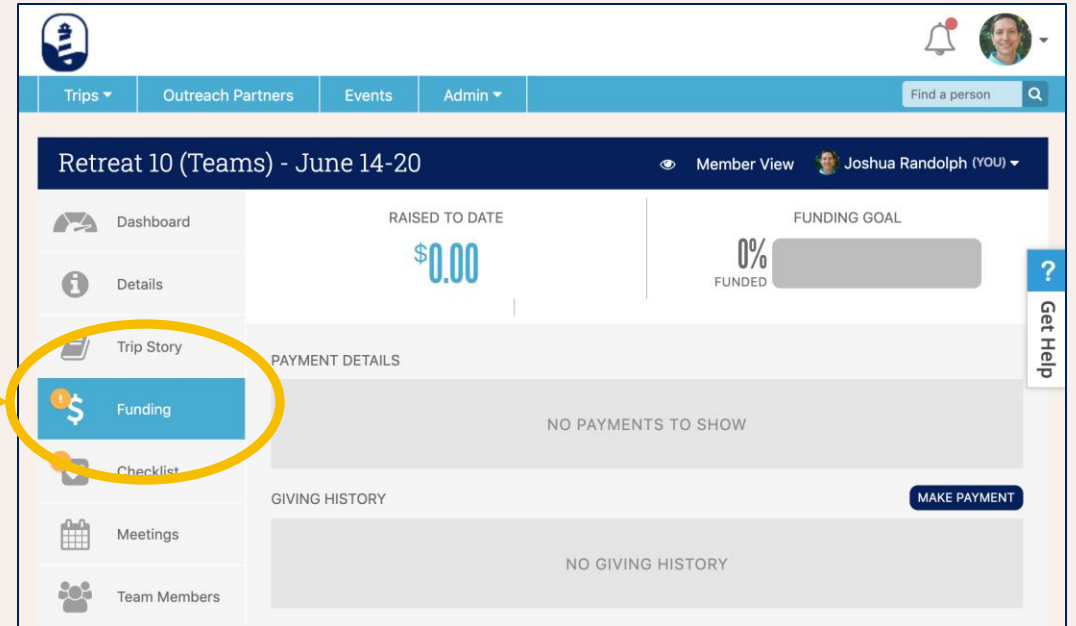
- \$1700 per adult (18 and older)
- \$500 per child (17 and younger)

On average, the minimums raised leave a \$20,000 gap in the cost of each retreat. We know everyone's fundraising capacity is different. Therefore, if you are able, we invite you to help us bridge this gap by setting a goal above your minimum. This helps make it possible for us to continue serving all families living through childhood cancer on retreat at no cost to them. (Suggested amount - \$500 - \$1,000 or more above your minimum to help us bridge the gap).



5. Where Can I See How Much I've Raised So Far?

- The family member who is assigned as 'fundraiser' should log in to their GoMethod account and view their dashboard.
- To view the details of your funding click 'Funding' on the left side menu. This will display gift amounts and donors.



The screenshot shows the GoMethod dashboard for a fundraiser. The top navigation bar includes 'Trips', 'Outreach Partners', 'Events', and 'Admin'. The main header displays 'Retreat 10 (Teams) - June 14-20' and 'Member View' for 'Joshua Randolph (YOU)'. The left sidebar menu is visible, with the 'Funding' option highlighted in blue and circled in yellow. A yellow arrow points from the text in the second bullet point to this 'Funding' menu item. The main content area shows 'RAISED TO DATE' as '\$0.00' and 'FUNDING GOAL' as '0% FUNDED'. Below this, there are sections for 'PAYMENT DETAILS' (showing 'NO PAYMENTS TO SHOW') and 'GIVING HISTORY' (showing 'NO GIVING HISTORY'). A 'MAKE PAYMENT' button is located in the bottom right corner of the main content area.



6. Can We Accept Donations Made by Check?

Yes! Checks are certainly an option for donations towards your retreat. Here's how it works:

- Make sure the check is made out to 'Lighthouse Family Retreat'.
- Please include your retreat number and family name on the memo line.
- Either you or your donors should mail it to our regular donation address:
- Lighthouse Family Retreat, Inc.
P.O. Box 117823
Atlanta, GA 30303-3456

Form fields and content:

- PAY TO THE ORDER OF: Lighthouse Family Retreat
- MEMO: Retreat 5, Johnson Family
- Bottom line: 18005907850:6035362900#11??



7. Fundraising Ideas

- **Share your link with your community on social media**

- **Plan an event**

- Invite a small group of friends and family over to share with them about the retreat you'll be serving on, tell them you are raising support and you'd love for them to partner with you.
- Have a backyard chili or BBQ cookoff.
- Host a neighborhood yard sale and have proceeds go to Lighthouse. People may be willing to pay more knowing it's going to a great cause!
- Host a small kickball, softball, football tournament... you name it! Have everyone pay an entry fee to play and everyone can compete while having some fun.
- Host an ice cream party or pancake breakfast. While everyone is enjoying the sweet treat, your family can share about your plans to serve with Lighthouse. If possible, have a slideshow with pictures ready to share during the meeting. We can provide a slideshow for you to use if you've never been on retreat before or you can make your own! If you're not able to meet in person, try hosting a virtual party!
- Host a neighborhood bake sale or car wash



7. Fundraising Ideas Continued

- **Bingo challenge board**

- Who doesn't love a good challenge? We have created a fun way for you and your family to bond while engaging your network. Everyone can play along at their own comfort level!
- Print out the bingo challenge board or share on your social media pages. (Download here: <https://bit.ly/33BhQ3g>)
- Choose a dollar amount for the blank boxes on the board that you feel comfortable asking your network to donate.
- Participate in the challenges yourself and be sure to post pictures/videos.
- Tag a few friends and family to do a specific activity on the board.
- Come up with some goals for your family through the Bingo Challenge Board and let your network know!

- **Reach 10 new people each week**

- Set a calendar reminder to reach out to 10 new people each week. Set up meetings, video meetings, or a phone calls to share personally about why you want to serve with Lighthouse.

- **Service Projects**

- Do you have older kids who want to get involved? Have them send out flyers to neighbors letting them know about various skills they can put into practice such as mowing lawns, gardening, dog walking etc.
- Include a suggested donation amount and leave the rest up to them!



7. Fundraising Ideas Continued



- **Matching Gifts**

- Ask your company if they match for nonprofit donations and have your friends/family who work for their companies do the same. They will double the money given to you quickly!
- Have a friend or family member who is a generous giver? Ask them to match the donations you collect up to a certain amount. People love to donate when their dollars are being matched.
- Planning to pay your own way to Lighthouse? Ask your friends for prayer support and let them know you'll match their donation!

- **Give something up to get something better**

- What better way to celebrate your birthday than by giving to others? Use your personalized fundraising page and instead of gifts, ask friends and family to donate to your trip.
- Is there something you regularly treat yourself to like coffee, breakfast, or energy drinks? Plan to give these up until your retreat...use the money that you'd spend on these and put it toward your retreat.

- **Ask others for ideas**

- Lighthouse is blessed with incredible volunteers. Many of them return year after year and have a lot of great experience raising support. Ask your teammates what has worked for them over the years. They'd love to be a resource for you!
- Don't forget about Google...new ideas are being shared all the time.



8. Holiday Specific Fundraising Ideas

• New Years Themed Fundraising Ideas-



- Offer to build charcuterie boards for friends and families New Years celebration events.
- Host a “fireworks show” for your friends and family and take donations as tickets

• Valentines Day Themed Fundraising Ideas-



- Partner with a local flower shop or candy store to support your retreat by donating a portion of their profit through the Valentines season.
- Create an auction of Valentines themed gift baskets/gifts

• Easter Themed Fundraising Ideas-



- Organize a community Easter Egg hunt and take donations as tickets to join the fun!
- Host an Easter breakfast and take donations as tickets to the meal

• Fourth of July Themed Fundraising Ideas-



- Host a community BBQ event and take donations as tickets
- Put together a lemonade stand for your neighborhood

• Thanksgiving Themed Fundraising Ideas-



- Fall themed bake sale
- Host a chili cook off
- Pumpkin carving contest
- Host a football tournament
- Host a backyard movie night- Invite family and friends to “purchase a ticket” through a donation to your fundraising efforts

• Christmas Themed Fundraising Ideas-



- Cookie decorating
- Christmas themed bake sale
- Host a Christmas themed movie night
- Offer to help decorate neighbors homes for Christmas
- Offer to help wrap gifts for your friends and family
- Offer to babysit for friends and family


• End of Year-



- Invite your family and friends to consider supporting your retreat experience through an end of the year gift
- Offer to build charcuterie boards for friends and families New Years celebration events



9. Sample Fundraising Letter



A personal letter inviting your friends and family to support your retreat can go a long way!

1. Pray through who you would like to send a letter to inviting them to support your Lighthouse retreat.
2. Personalize the letter for your family.
3. Send the letter out to your community!

[Please click here to open the fundraising letter.](#)

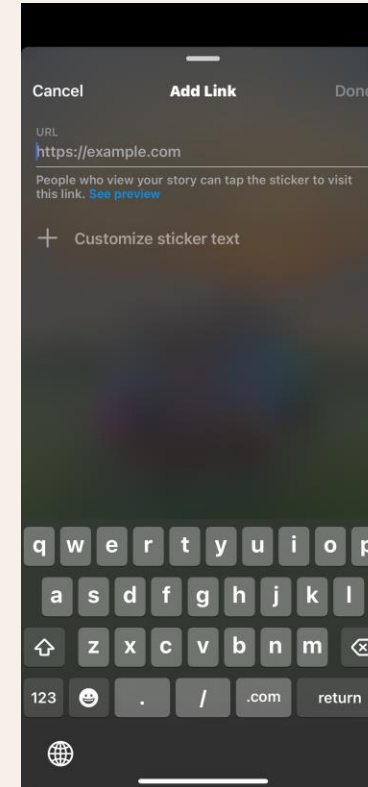


10. Can I make an Instagram/Facebook fundraiser for my retreat?

There is a processing fee associated with using Instagram and Facebook fundraisers, this amount will be deducted from the amount that is credited to your account for fundraising.

If you would like to avoid this fee you can simply post your LFR fundraising link to your posts. See images for example.

We recommend sharing your personal trip fundraising link from GoMethod directly to your Facebook or Instagram page. This means all the donations will immediately reflect on your fundraising page.



11. Can We Raise More Than Our Family Minimums?



Absolutely! Once you have reached your minimums, we encourage you to continue fundraising.

All funds raised in excess of your goal will be put towards retreats to help cover the cost of retreat families and other expenses related to retreats. You can also continue raising funds after your trip is over.



12. What If I Am Falling Short Of My Fundraising Minimum?

If you are concerned that your fundraising efforts may come up short for your family requirements, we suggest the following:

1. Make it a matter of prayer. Ask the Lord for wisdom and provision.
2. Contact your Family Partner Lead and ask them for advice. Tell them what you've done and ask for additional ideas to help.
3. Self-fund. Some volunteers self-fund in order to reach their minimum. It's a great investment in your family and others.

If you need to speak with a member of our team, please email us at help@lighthousefamilyretreat.org and we'll get back to you within 2 business days.



13. How do I see who has donated to my retreat?

Thanking those who have financially contributed to your retreat is very important! To see who all has donated to your trip you will:

- Log into Go Method
- Click on "Funding" on the left hand side

This will pull a list of the names of people who have donated towards your trip!

Retreat 02 - April 2-8, 2023

Dashboard

Details

Trip Story

Funding

Checklist

Insurance

Meetings

Team Members

Discussions

My Preferences

RAISED TO DATE

\$0.00

0% FUNDED

PAYMENT DETAILS

NO PAYMENTS TO SHOW





Contact Us

Please direct questions to our
Experience Team.

help@lighthousefamilyretreat.org
phone 678.290.2955

THANK YOU!

